

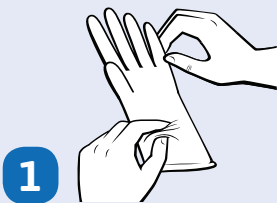


Ansell

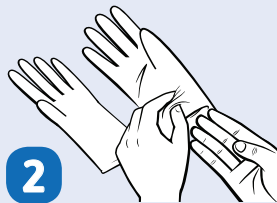
## PROPER DONNING & DOFFING OF DISPOSABLE GLOVES

Protective gloves are an important piece of safety equipment across a wide range of industries. When donned properly, they help protect workers from exposure to hazardous substances and products and processes from contamination. When doffed correctly, workers help prevent contamination to themselves and their environments. Below are tips on how to don and doff gloves in ways that help ensure worker safety and product integrity.

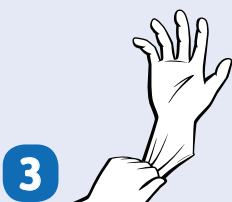
### HOW TO DON GLOVES



**1** Remove one glove from the package and inspect it to be sure no pinholes or tears are present.



**2** If gloves are ambidextrous, they can be worn on either hand. If not, align the glove's fingers and thumb with the proper hand before donning.

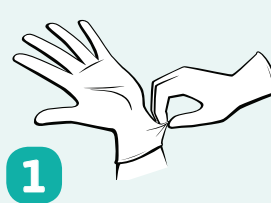


**3** Insert five fingers into the cuff and pull the cuff over the wrist.

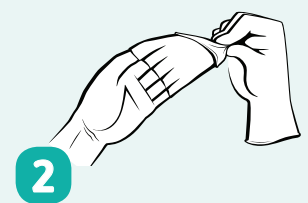


**4** Check for a secure fit around the fingers and palm. The cuff should fit snugly around the wrist.

### HOW TO DOFF GLOVES



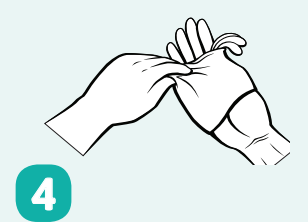
**1** Grasp the outside edge of the glove near the wrist.



**2** Peel the glove away from the hand, turning it inside out. Hold it in the opposite gloved hand.



**3** Slide an ungloved finger under the wrist of the remaining glove, being careful not to touch the outside of the glove.



**4** Peel the remaining glove off from the inside, creating a "bag" containing both gloves. Discard.

 **fisher scientific**  
part of Thermo Fisher Scientific

Distributed by Fisher Scientific. Contact us today:

Austria: fishersci.at Belgium: fishersci.be Denmark: fishersci.dk  
Germany: fishersci.de Ireland: fishersci.ie Italy: fishersci.it  
Finland: fishersci.fi France: fishersci.fr Netherlands: fishersci.nl  
Norway: fishersci.no Portugal: fishersci.pt Spain: fishersci.es  
Sweden: fishersci.se Switzerland: fishersci.ch UK: fishersci.co.uk